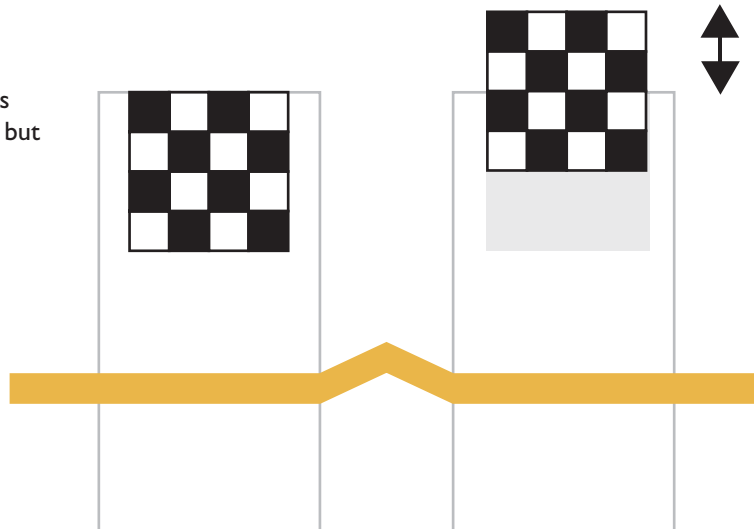


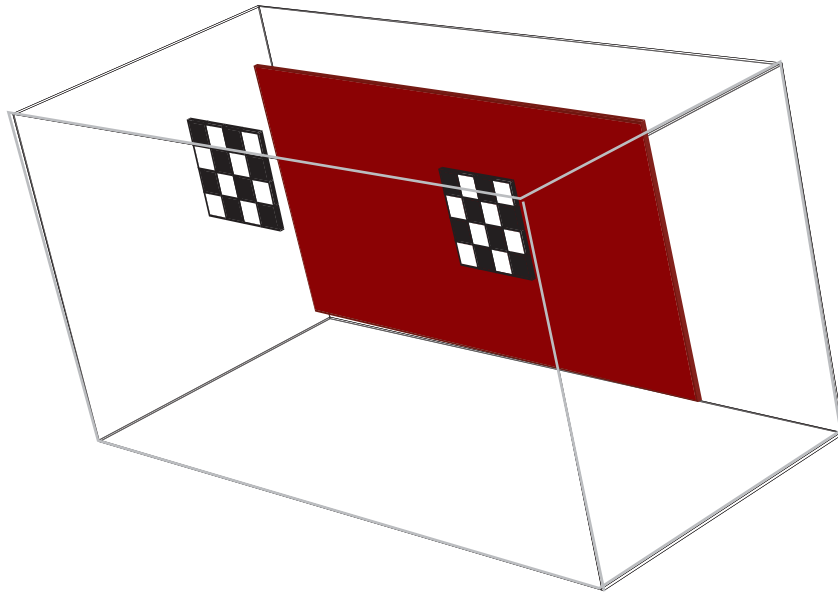
Can we get the acrylic blocks so that they are see through but have a green tinge to them?




Thought that these plates could slide in and out of the award and be replaced with other designs. This would mimic the changable roofs on the mini.

Acrylic blocks would support a metal sheet running through them. The fold in the middle represents the raising of the bridge. Was thinking copper for this metal. What do you think?

 Picture of
Tower Bridge



Idea here is that the picture of Tower Bridge sits on one layer within the acrylic block and the modifications sit on another layer. This would allow the picture to possibly be interchangeable. Thus playing on the mini adventure advertising. When given, the award would feature London, but, where to next is up to the person being given the piece.



Encapsulate a metallic structure within the acrylic block to represent Tower Bridge. The tips that are sticking out of the block can then be painted in the mini colours (possibly racing green) with checked pattern/union jack/tiger stripes etc. This would be a nice representation of escapism in a mini. Note that the mini colours are on the outside of the block. Almost like saying, escape from London in your mini.